



## Costa Del Sol™

Sophistication and style revealed -  
let the Costa Del Sol guide you to summer fun!





## ❖ Costa Del Sol™

Injection-molded resin and super-sturdy steel are the keys to this pool's incredible endurance.

### ❖ top ledge

- 7-inch (18 cm) injected resin top ledge
- Ledge cover made from Synpro™ resin
  - Design that hides screws
  - Never chips or discolors



### ❖ yard extender system

Invisible lateral supports on oval pools. For anyone who wants to make the most of their yard – and their pool!

### ❖ upright

- 7-inch (18 cm) fully supportive steel upright




### ❖ pool-fit system

- Pre-grooved parts to make screw installation easy
- Screws lock in place to maintain structural integrity


### ❖ wall joint

- Computer-designed wall joint ensures better resistance to water pressure
- Oversized bolts augment stability.



### ❖ corrugation

A rippled finish lets the wall resist both water pressure and external shocks.



### ❖ 52" Antico wall

### ❖ 54" Orion wall



### ❖ water safety

The purchase of an aboveground pool provides years of pleasure and fun, but it also involves water safety. Although we cannot supply a full-time lifeguard, we strongly recommend that you implement the following safety rules. These will help provide a pleasant atmosphere for you and your family.

- NEVER jump or dive in an aboveground pool.
- Maintain constant adult supervision when children are in or near any body of water.
- Read all of the safety, installation, and maintenance information contained in the instruction manual and Water Safety brochure before you start installing your pool.
- Ask your city about any specific rules and regulations that apply to aboveground pools.
- Follow the instruction manual and maintenance instructions.

- Never remove applied or posted safety stickers or signs from your pool or pool area.
- Barriers to prevent unsupervised access, especially by young children, should be built, installed and checked on a regular basis to ensure they are in good working order.
- Inspect your pool, barriers, alarms, and other related equipment on a regular basis in order to ensure they are in good working order and that they are safe.

The installation, maintenance and safety manual contains detailed tips and recommendations. They must be read, followed and applied on a regular basis, as they will prevent unnecessary accidents and will ensure many summers of pleasant, safe family fun.

SWIM SAFELY AND STAY SAFE

